

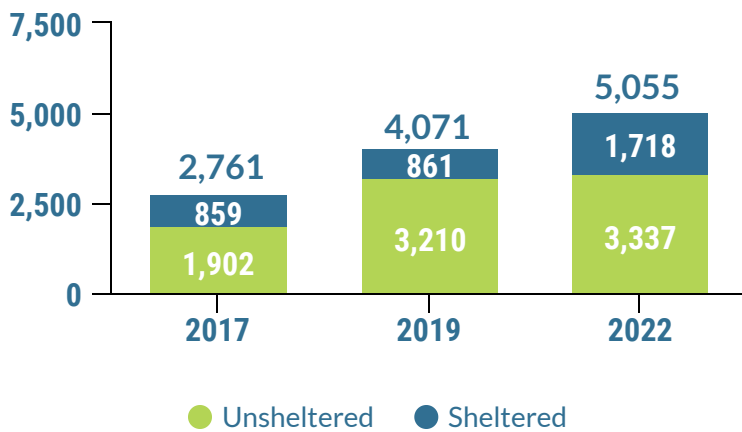


# Oakland 2022 Point In Time Count Unsheltered & Sheltered Report

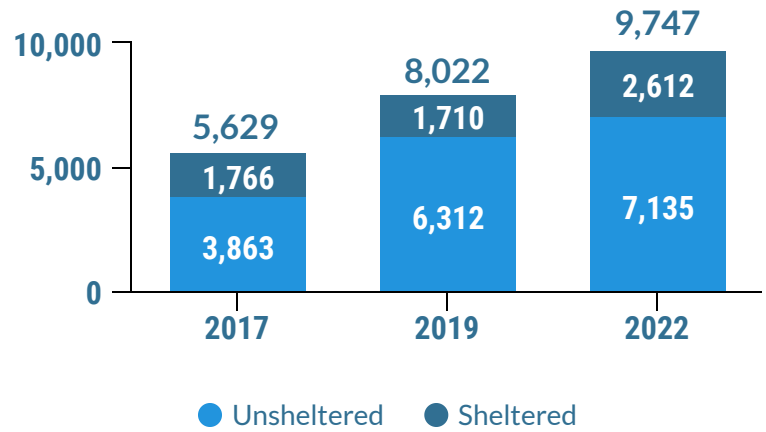


Every 2 years, communities conduct comprehensive counts of people experiencing homelessness in order to measure the prevalence of homelessness in each local community. The 2022 Alameda County EveryOne Counts! Point-in-Time Count was a community-wide effort conducted on February 23, 2022. The Count had not been conducted since 2019 due to COVID 19. Results presented below are for those individuals that were enrolled in sheltered services in Oakland on the night of 2/22/22, or observed as part of the Count on the morning of 2/23/22.

Count of Unsheltered/Sheltered Individuals for Oakland



Count of Unsheltered/Sheltered Individuals for Alameda County



## Unsheltered Homelessness Data Summary



**3,337 Individuals**

Were observed as being unsheltered in Oakland.



**7,135 Individuals**

Were observed as being unsheltered in Alameda County.

47% of *unsheltered* Individuals in Alameda County Live in Oakland

## Unsheltered Population by Location



	Tent	Car/Van	RV	Street/Outside	Abandoned Building
<b>Oakland 2022</b>	1063 (32%)	1031 (31%)	907 (27%)	308 (9%)	28 (1%)
<b>Oakland 2019</b>	1320 (41%)	727 (23%)	703 (22%)	420 (13%)	40 (1%)
<b>Alameda County 2022</b>	2216 (31%)	2318 (32%)	1600 (22%)	958 (13%)	43 (1%)
<b>Alameda County 2019</b>	2172 (34%)	1431 (23%)	1386 (22%)	1239 (20%)	84 (1%)

## Sheltered Homelessness Data Summary



**1,718 Individuals**

Were Enrolled in Sheltered Services in Oakland



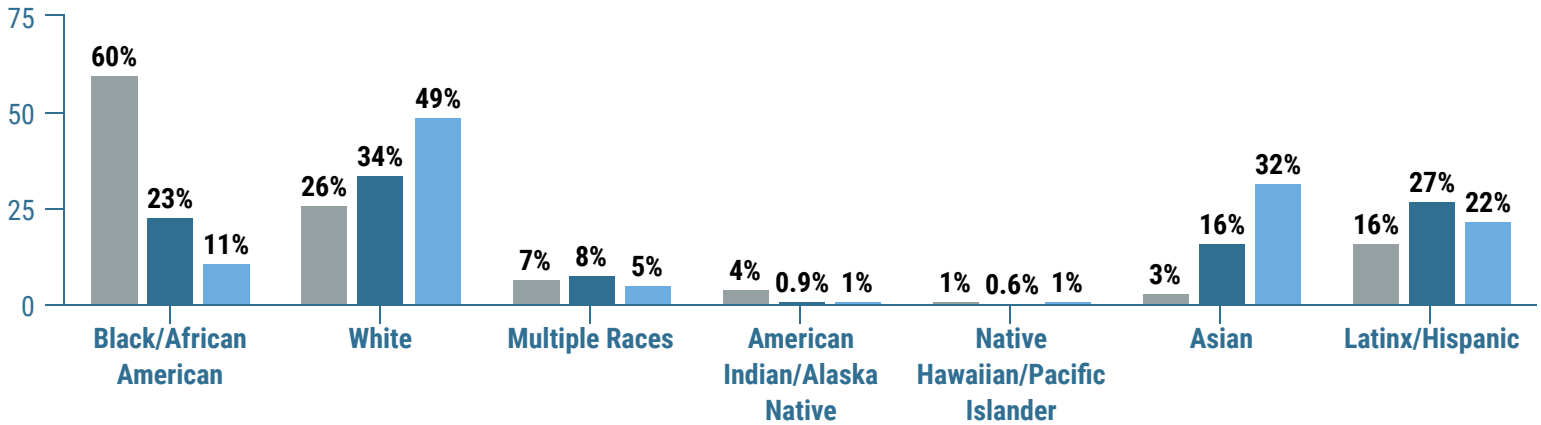
**2,612 Individuals**

Were Enrolled in Sheltered Services in Alameda County

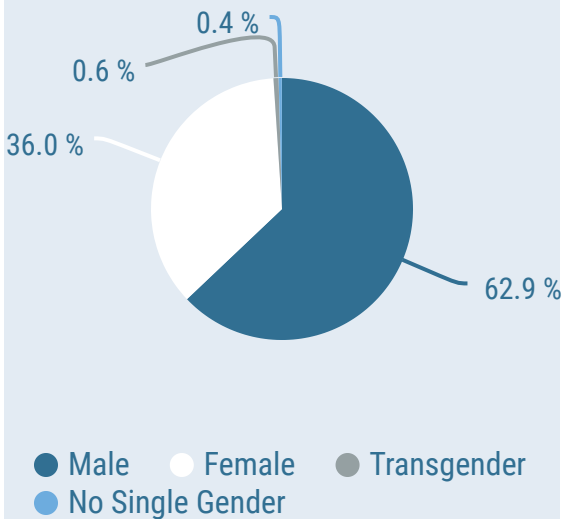
66% of sheltered individuals in Alameda County Live in Oakland

### % of Sheltered Individuals by Race/Ethnicity\*

● Oakland Sheltered Homeless 2022 ● Oakland Population 2021 ● Alameda County Population 2021



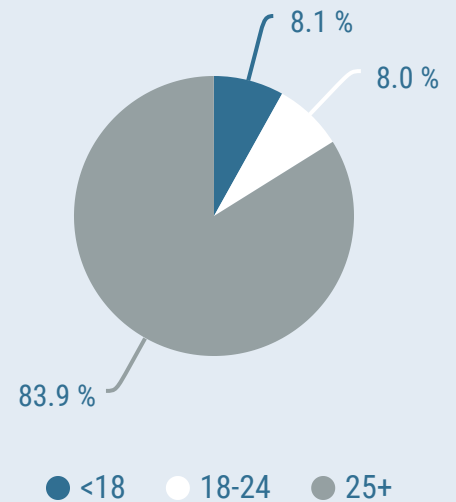
### Gender Identity



### Characteristics of Sheltered Clients\*\*

- 36% Chronically Homeless
- 3% Veterans
- 25% Mental Health Issue
- 11% Substance Use Issue
- 2% HIV/AIDS
- 4% Fleeing Domestic & Dating Violence

### Age



### Type of Shelter Accessed:



Emergency Shelter  
78%



Transitional Housing  
21%



Safe Haven  
1%

\* Population data from 2021 Census Population Estimates. \*\*Individuals can be in more than one category. Definition of *chronic homelessness*, according to HUD, is an individual that has a disabling condition and has had 4 episodes of homelessness in the last 3 years OR has been continuously homeless for 1 year or more.